



WIRELESS, DIGITAL DELEGATE MICROPHONE UNIT MCW-D 2071 WITH DISPLAY AND LOUDSPEAKER

Order # 472.751



FEATURES

- Direct Sequence Spread Spectrum (DSSS) provides high immunity from interference and unauthorised listening
- Wireless transmission with integrated transmitting/receiving antenna in the 2.4 GHz frequency band which is approved world-wide
- Maximum of 8 receiving channels
- Digitally encoded audio signals prevent unauthorised listening
- Integrated loudspeaker with voice equalisation
- Multilingual LC-Display 2 lines, 16 characters, with automatic switch-off of the illumination
- 3 multi-function buttons and LC-Display for votings, channel selection in interpreting applications, headphone volume or battery status
- Gooseneck microphone provides excellent audio quality
- Red illuminated ring around the gooseneck to indicate the ready-to-talk status of the microphone
- Microphone button to switch the microphone on / off or to register it in the system
- Dual colour LED for microphone ON (red: communication is established; green: microphone is switched on and ready for talking)
- Multi-function-connection for DC-operation or battery charging
- Gold-plated charging contacts
- Power on LED
- Mini stereo jack (3.5 mm) as headphone output or as documentation output for the connection of recorders, dictating machines etc.
- Connection for 3/8" stand adapter (as an option)
- Modern fully metal housing with charcoal-grey, non-glare and scratch-resistant Nextel® finish
- The following parameters can be programmed:
 - loudspeaker level, recording/headphone level, loudspeaker attenuation when microphone is switched on, auto-off settings, RF transmitter power, RF input sensitivity, low battery indication, voice-controlled switching on, hold time
- Auto-Off function when nobody speaks into the microphone
- Microphone unit can be programmed by using the appropriate configuration software with the control unit
- APO function for **Automatic Power OFF** when the control unit is in the stand-by mode or switched off
- Maximum charging time of 2 hours when the rechargeable battery (NiMH) is completely empty
- Operating time 8 - 9 hours depending on the relation between Speaking and Listening

Germany

Theresienstr. 8
D-74072 Heilbronn
Tel. +49 (0)71 31 / 6 17-0
Fax +49 (0)71 31 / 617-224
E-mail: info@beyerdynamic.de
Internet: www.beyerdynamic.de

United States

56 Central Ave.
Farmingdale, NY 11735
Tel. +1 (631) 293-3200
Fax +1 (631) 293-3288
E-mail: salesUSA@beyerdynamic-usa.com
Internet: www.beyerdynamic-usa.com

Great Britain

17 Albert Drive
Burgess Hill RH15 9TN
Tel. +44 (0)1444 / 258 258
Fax +44 (0)1444 / 258 444
E-mail: sales@beyerdynamic.co.uk
Internet: www.beyerdynamic.co.uk

DESCRIPTION

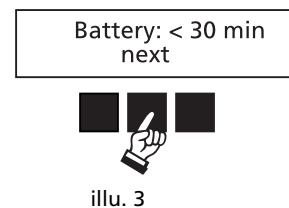
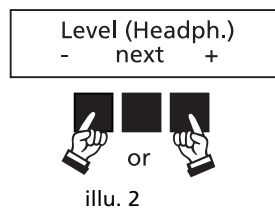
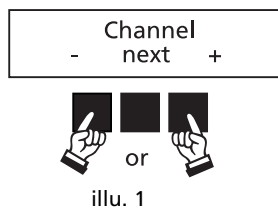
The MCW-D 2071 delegate microphone unit is equipped with a microphone button in the housing with which the participant can switch his microphone on and off. With the Automatic Channel Allocation function the transmitting channels of the microphone units are allocated automatically. When the microphone button is pressed in the manual operating mode the request-to-talk is received by the control unit (a possible external dual colour LED will illuminate red). Then the control unit checks which of the available receiving channels (as standard 4, extended version up to 7) is free. Then the control unit informs the microphone unit which channel it should use for transmitting. When the channel of the microphone unit is set and checked by the control unit, the microphone is switched on (dual colour LED changes from red to green). The ready-to-talk status of the microphone is also indicated by the red ring around the gooseneck microphone. In the Request-to-Talk-mode of the discussion system the request-to-talk is received, but the microphone is not switched on. The red LED indicates that the request-to-talk has been received. The microphone is switched on by the chairman, the operator at the PC by using the "MCW-D Controller" software or a media control system. When the microphone button is pressed once again, the delegate clears his/her request-to-talk.

The integrated loudspeaker reproduces the audio signal of the whole conference system. Depending on the audio signal routing in the control unit the loudspeaker can reproduce other audio signals such as a wireless microphone in the auditorium.

In the first line the LC-Display indicates the menu and the second line indicates the description of the appropriate button functions of the individual menus. With the middle button you can change from one menu to the next. The left and right button are for adjustments within the individual menus. If one of the buttons is pressed the display will be illuminated. This illumination is switched off automatically after 10 seconds. In the menu "Channel Selection" it is possible to choose among 8 possible transmission channels for the headphone output (refer to illu. 1) in simultaneous interpreting applications. A name for the channel can be entered with the MCW-D 200 Editor software. Furthermore, the display is for votings and to indicate text messages (paging).

Note:

The MCW-D 200 control unit has to be equipped with the CA 2451 PCB Individual In/Out so that the control unit can receive and transmit the appropriate foreign language channels. As a standard the control unit is equipped with 5 transmitting/receiving modules, i.e. for reception it is possible to use 1 data channel, 1 chairman microphone unit and up to 3 delegate microphone units and for transmission to the microphone units all 5 transmitting channels can be used. Only channels which had been set with the MCW-D 200 Editor software can be received. For a detailed description please refer to the appropriate MCW-D 200 or MCW-D 200 Editor manual. In the menu "Headphone Volume" the volume of the selected channel can be adjusted individually (refer to illu. 2). The menu "Battery" indicates the remaining operating time of the microphone unit (refer to illu. 3).



DESCRIPTION

The parameters of the microphone unit are adjusted via PC by using the "MCW-D 200 Editor" software. The parameters can be adjusted for each microphone unit individually or for the complete discussion system.

It is determined which one of the 8 even or 8 odd transmitting and receiving channels the microphone unit should use for transmitting and receiving. If a participant forgets to switch off his/her microphone and if nobody speaks into the microphone, the "Auto-Off" function switches the microphone off. The time when the "Auto-Off" function will be activated and the sensitivity can be configured. The output level of the headphone connection can be set for recording level for documentation or for headphone level. The volume of the loudspeaker is adjusted and can be controlled with a media control system or the MCW-D 2073 chairman microphone unit. The ducking level determines the decrease of the loudspeaker level when the microphone of the microphone unit is switched on. The RF-transmitter power and the RF-receiving sensitivity can be adjusted for multi-channel use, in big conference halls or for safety reasons.

Depending on the configuration with the "MCW-D 200 Editor" software the following operating modes are available:

Override: the first microphone is switched off, when the maximum number of switched on microphones is exceeded.

Push-To-Talk: the microphone will be switched on as long as the microphone button will be pressed.

Voice activation: the microphone is switched on, when someone speaks into it.

Each microphone unit has its own address and existing systems can be complemented at any time.

The DSSS-transmission provides high immunity against unauthorised listening. In addition, a conference system including the appropriate microphone units can be protected with a PIN code. A microphone unit that does not have the correct PIN code will be identified by the control unit and switched off immediately.

The integrated rechargeable battery allows operation of the microphone unit for 8 - 9 hours depending on the amount of participation in the discussion. As soon as the remaining battery time is below a certain threshold of 30 minutes or 1 hour, the power on LED on the rear of the microphone unit will flash or if the system is controlled by PC or a media control system, the low battery capacity can be also indicated. The charging time of a completely empty battery is around 2 hours with the processor-controlled charging electronics inside the charging case. Depending on the use of the microphone unit the charging time can be less. As an option the microphone unit can be powered by a DC power supply adapter.

The microphone unit is switched on by pressing the microphone button once. There are various ways to switch off the microphone unit:

1. Press the microphone button for 3 seconds.
2. Press the standby button of the MCW-D 100 control unit for 3 seconds to switch off all activated microphone units.
3. Switch off all microphone units via an RS 232 command from the PC or media control system.
4. Switch off the control unit; after approx. 2 minutes the microphone unit will be switched off.

The microphone unit can be supplied in special colours subject to order and quantity requirements.

The weight of the all metal housing gives the microphone unit good physical isolation against mechanical coupling.

ARCHITECT'S SPECIFICATIONS

Wireless and digital delegate unit with one button to switch the microphone on/off or to register the request to talk. DSSS modulation (Direct Sequence Spread Spectrum) ensures high immunity from interference. World-wide approval in the 2.4 GHz frequency band. Integrated loudspeaker with voice equalisation for decentralised sound reinforcement. LC-Display, 16 characters/2 lines, with 3 multi-function buttons for voting, channel selection in interpreting applications, control of the headphone volume and indication of the battery status. ACA - Automatic Channel Allocation via integrated, digital transceiver. Dual colour LED: green indicates switched on microphone; red indicates request-to-talk. Cardioid condenser gooseneck microphone (back electret). Gooseneck length: 400 mm; gooseneck diameter: 8 mm. Illuminated ring to indicate the ready-to-talk status. Using the configuration software with a PC it is possible to adjust and configure the RF transmitter power and receiving sensitivity, volume and attenuation of the integrated loudspeaker, audio level at the record output, auto-off-switching, voice activation and hold time. Integrated rechargeable NiMH battery ensures an operating time of 8 - 9 hours. Processor-controlled charging technology for a charging time of 2 hours without memory effect. The battery is monitored by the control unit and an LED indicates when the capacity is too low. 2 gold-plated charging contacts. Mini jack socket (3.5 mm) as documentation or headphone output. Multi-function-connection for recharging the battery via an external charger or powering the microphone unit with an external power supply unit. Fully metal housing with charcoal-grey Nextel® finish. Integrated antenna. Dimensions (Width x Height front / Height rear x Depth) 180 x 15 / 52 x 190 mm

Manufacturer: beyerdynamic

Type: MCW-D 2071

OPTIONAL ACCESSORIES

CA 2475	Microphone stand, 3/8", adjustable height 870 - 1575 mm, with heavy base plate and plate where to place MCW-D or MCS microphone units, basalt grey	Order # 472.212
CA 2455	Power supply with connecting cable and multi-pin plug	Order # 465.216
CA 2456	Charging power supply with connecting cable and multi-pin plug for single charging of the MCW-D microphone units	Order # 465.569

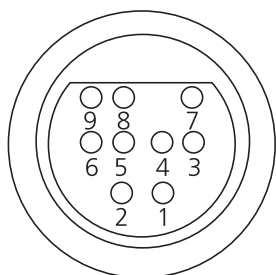
TECHNICAL SPECIFICATIONS

General

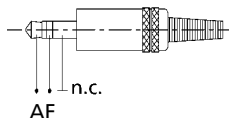
Frequency range	2400 - 2483.5 MHz (ISM-band)
Modulation	Direct Sequence Spread Spectrum DSSS, digital signal processing acc. to own standard
Max. number of channels	2*8 useable duplex channels per system
Signal-to-noise ratio	80 dB typ., (unweighted signal-to-noise ratio)
Range between microphone units and control unit	> 100 m at intervisibility
Power supply	110 - 240 VAC 50/60 Hz
Approval	world-wide

Microphone Units

Transmitter power	max. 10 mW per channel (10 dBm)
Connection	Multi-port connection, type mini DIN Pin 1 = Ground (ICP) Pin 2 = +VDD (ICP) Pin 3 = +VPP (ICP) Pin 4 = RB6 (ICP) Pin 5 = RB7 (ICP) Pin 6 = RC3 / SDL (I2C) Pin 7 = RC4 / SDA (I2C) Pin 8 = +Battery (parallel to the charging contacts) Pin 9 = +Supply (max. 180 mA) Reset = Pin 1 + 3 bridged* Housing = Ground



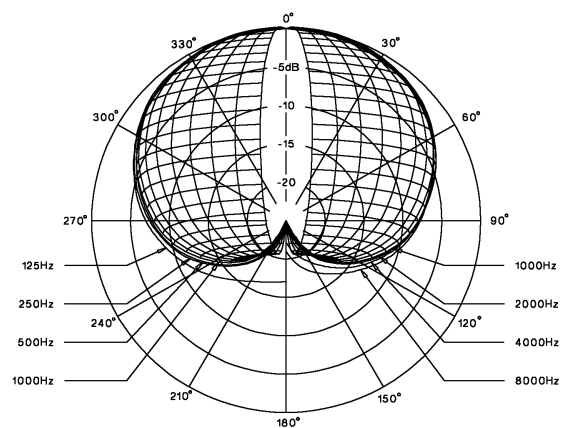
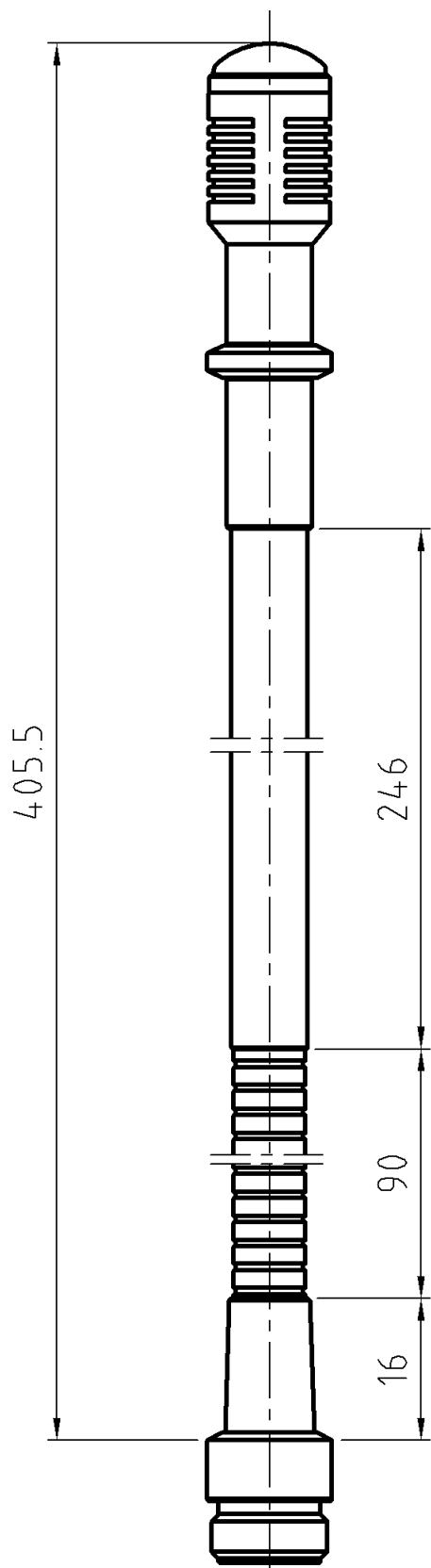
Battery voltage	12 NiMH cells, each with 1600 mAh
Current consumption	150 - 180 mA (depending on the operating status)
External DC operation	18 V DC (± 0.5 V), residual hum < 20 mV, 180 mA (at 18 V)
Loudspeaker	Wide-band, integrated loudspeaker
Volume decrease when Mic On (ducking)	adjustable, set to decrease 18 dB at the factory
AF output	Documentation output, adjustable, unbalanced jack socket (3.5 mm, stereo)



Connection	Top = AF+ Ring = AF - Shield = not connected
Output level	max. 2.4 V rms on open circuit, T.H.D. < 10% 2.3 V rms at 30 Ω load, T.H.D. < 10%
Min. impedance	200 Ω
Integrated limiter against talkover	cannot be switched off
Limiter activity	from 106 dB SPL
Microphone sensitivity	300 mV/Pa (measured at XLR-output of MCW-D 100) ± 2 dB (1 kHz)
Max. SPL	> 120 dB SPL
Power supply	14.4 V with integrated NiMH battery (12 cells)
Operating time	8 - 9 hours
Temperature range	+10° - 40°C (at < 90% humidity)
Storage temperature	-20° - 55°C (at < 90% humidity)
Dimensions (without microphone)	Length: 190 mm Width: 180 mm Height front: 15 mm Height rear: 52 mm
Weight	1770 g
Colour	Nextel®, stone grey (B2); special colours are available on request

*ATTENTION:

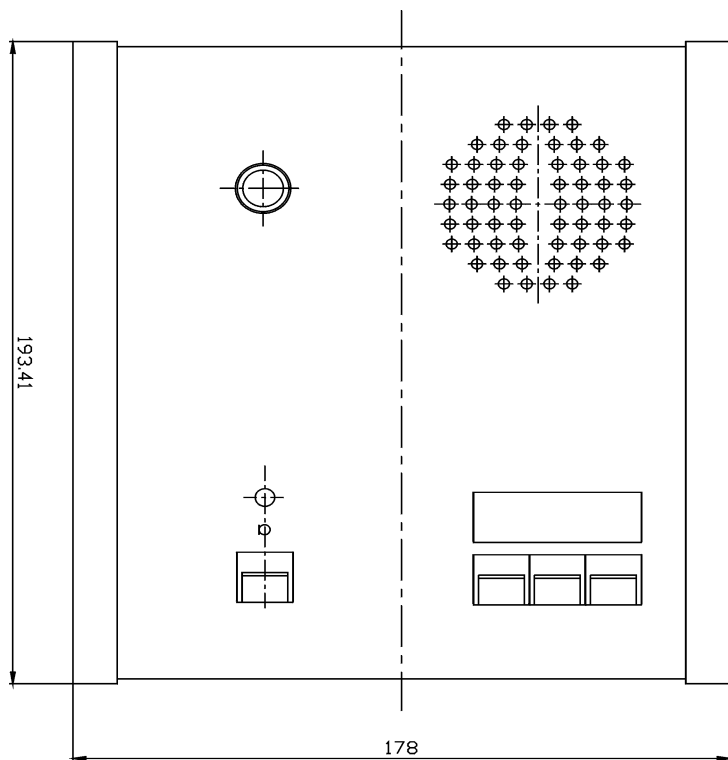
If Pin 1 + 3 are not bridged, the microphone unit can be destroyed.



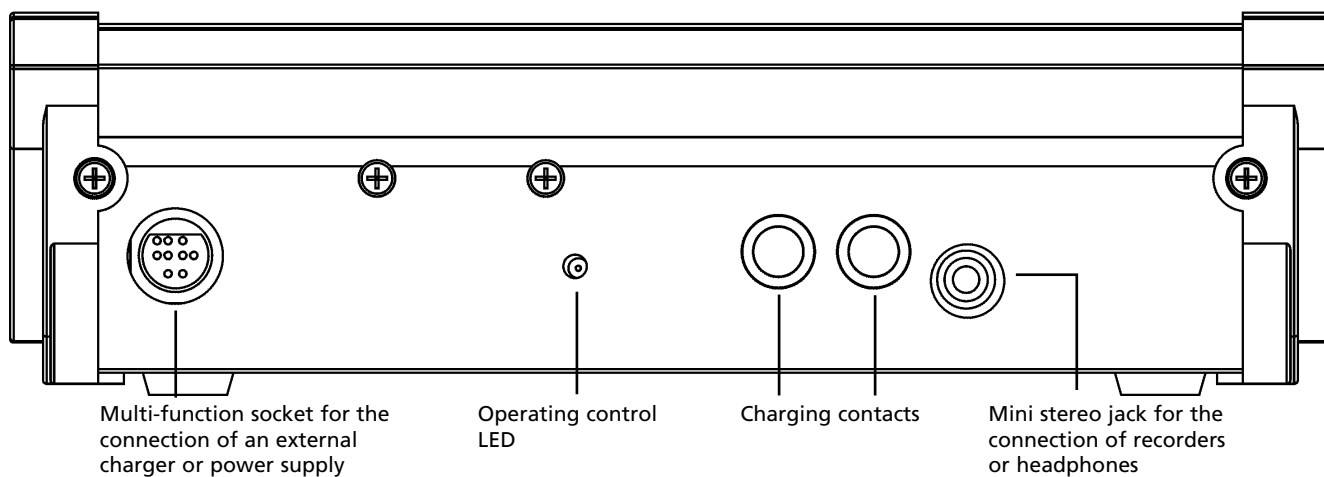
Measured in mm

DIMENSIONS CASING

Top View



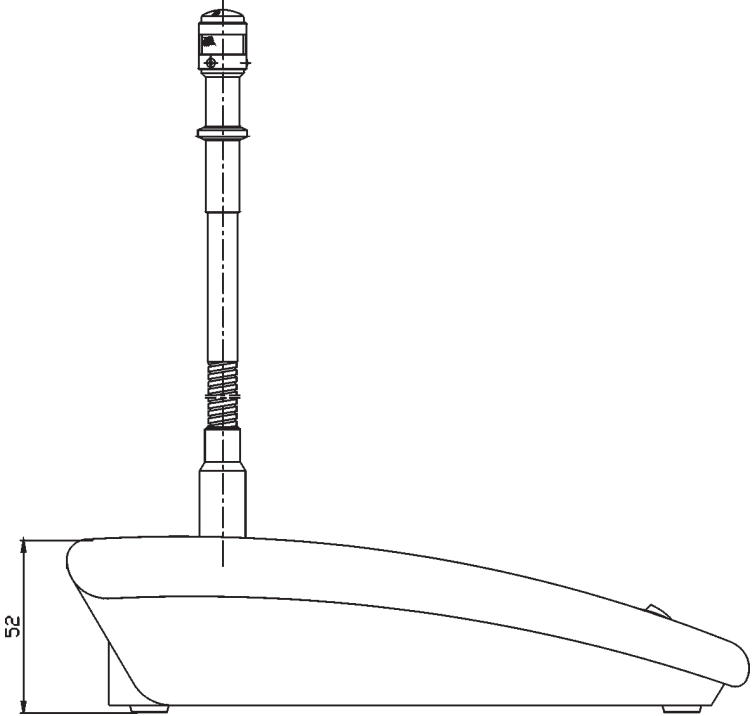
Rear view



Measured in mm

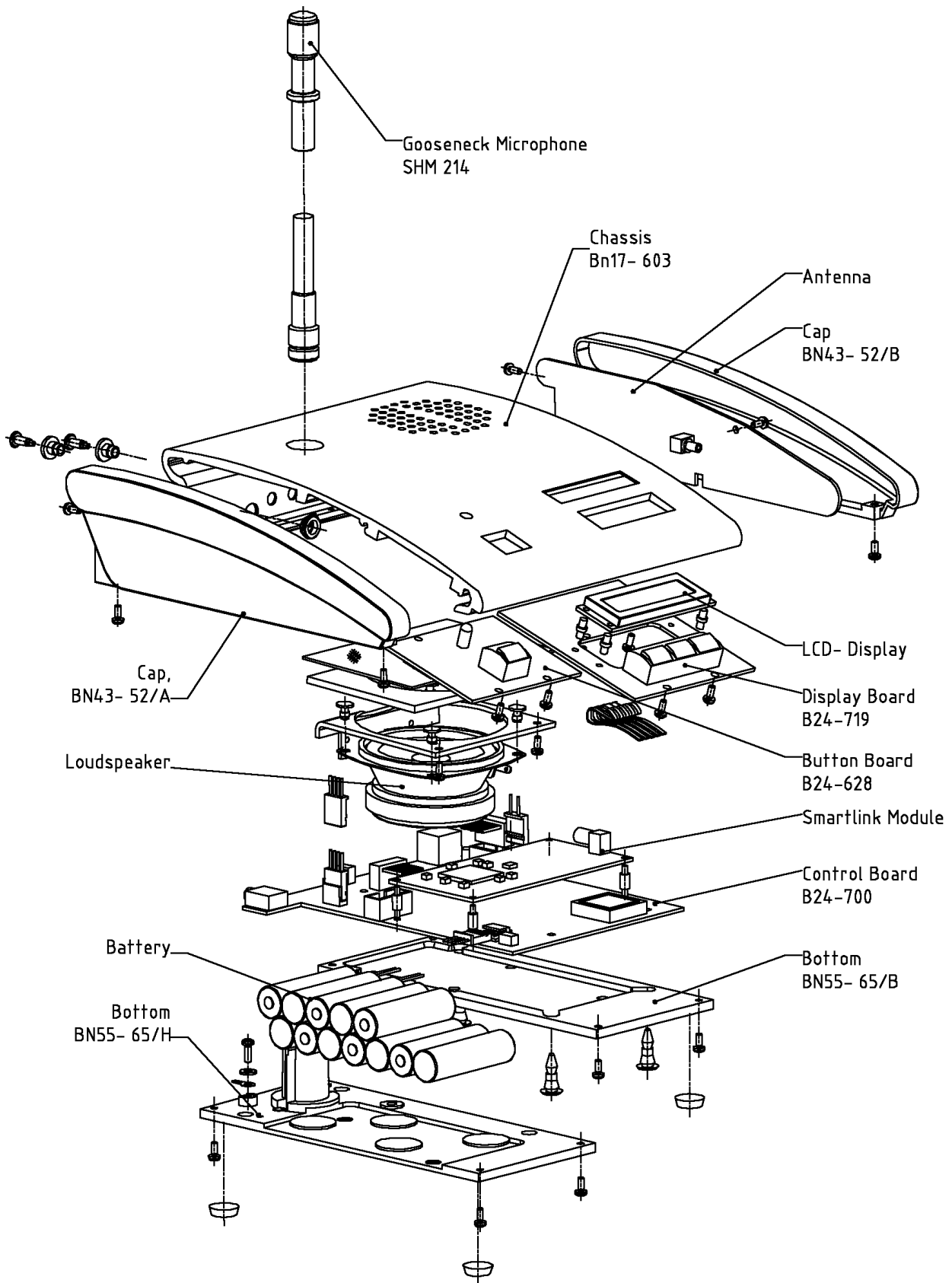
DIMENSIONS CASING

Lateral view



Measured in mm

EXPLODED VIEW



Non-contractual illustrations. Subject to change without notice.